


Rastergraf

VCQ-M

**High Resolution
4-Channel VGA/Dual-Port USB
PMC Graphics Controller**



Features

- Four independent 64-bit graphics accelerators
- 4 MB display memory per channel
- Supports displays up to 1280 x 1024 at 8, 16, or 24 bits/pixel
- VGA or FCode BIOS
- Two channel USB 1.1 hub controller

The VCQ-M

The Rastergraf **VCQ-M** is a single PMC graphics display controller for VMEbus and CompactPCI computers.

The VCQ-M has a two channel **OPTi 82C861 FireLink** USB controller and four **Cirrus Logic CL-GD7555 Matterhorn** XVGA/SVGA compatible 64-bit graphics accelerators. The USB and CL-GD7555s are isolated from the host PMC bus by a **Texas Instruments PCI2031** PCI-PCI bridge.

XVGA Graphics

The CL-GD7555 XVGA Graphics Accelerator includes 64-bit BitBLT engine and can yield performance in excess of 30M Winmarks.

One CL-GD7555 (Channel A) can function as the system VGA controller with on-board BIOS PROM. Otherwise, the other three channels are identical and independent.

The CL-GD7555 supports 8, 15, 16, and 24-bit true color modes and mapped RGB and YUV color formats. It includes a color-keyed overlay feature and a graphics cursor with a 64 x 64 x 2 bit map. DDC (display data channel) lines enable the computer to control the monitor.

Programmable timing registers control the video timing, supporting analog (RGBHV) output formats up to 1280 x 1024 x 24 bpp. Note: composite sync is not supported.

USB

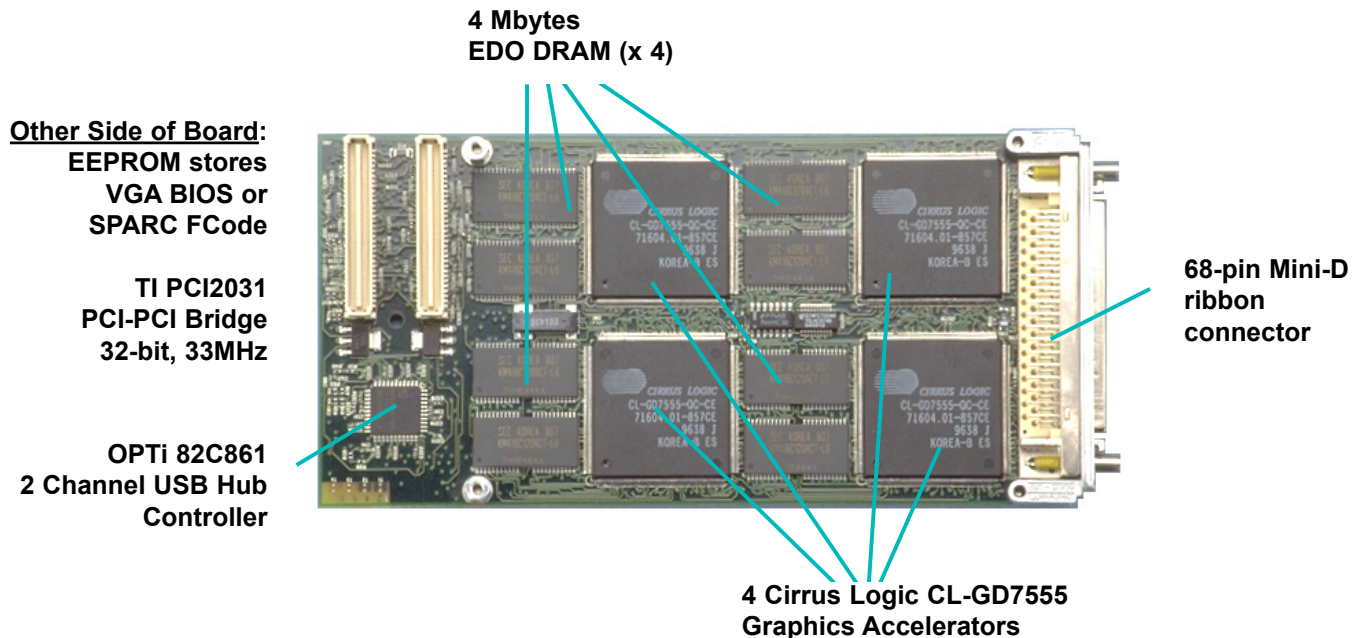
The VCQ-M has an OPTi 82C861 FireLink two channel USB hub controller which can be used to interface with a number of devices, including mouse, trackball, keyboard, scanner, and video.

I/O Connections

VCQ-M I/O is available at the front panel 68-pin high density connector. A breakout cable splits the functions into four standard VGA connectors for graphics (RGBHV and DDC) and two USB connectors.

PMC Form Factor

The PCI Mezzanine Card (PMC) implementation provides a modular graphics solution for VMEbus and other platforms that support the PMC specification.



VCQ-M Features

- Four independent 64-bit graphics controllers
- Each display programmable for 8, 16, or 24 bits/pixel
- Each controller supported with 4 Mbytes EDO DRAM
- Supports Analog RGB output up to 1280 x 1024
- Programmable video timing
- Gamma correction
- Hardware scroll, pan, and cursor
- VGA support on Channel A
- Serial EEPROM on Channel A
- Dual channel USB 1.1 hub controller
- 33 MHz, 32-bit PCI interface

VCQ-M Technical Overview

The VCQ-M features **Four** independent 50 MHz Cirrus Logic CL-GD7555s, which each include a 64-bit BitBLT engine, 64-bit memory interface, and 64-bit data paths, BitBLT setup register double buffering with autostart, transparent BitBLT (source color key), memory-mapped I/O, and programmable video timing. Multiple apertures in the 7555 enable interleaved graphics and video data blocks. VGA Compatibility is included. The maximum supported frequencies are 135 MHz for the pixel clock and 100 MHz for the memory clock.

The 4 MB DRAM display memory is 64-bits/word, byte addressable, no-wait state and gives three pages of 1280 x 1024 using 8-bit pixels, 1.5 pages using 16-bit pixels, or one page using packed 24 bpp mode.

A 64 KB EEPROM on Channel A is normally loaded with VGA BIOS or SPARC Fcode. A 2Kb Serial EEPROM (controlled by PCI2031 PIO bits) stores PCI2031 power-up, and Rastergraf and customer codes.

Display Output Features include an integral color lookup table (RAMDAC) with a 24-bit true-color palette and 8-bit DACs with support for gamma/color adjustment in High and True-Color modes. Integrated color space converter for 4:2:2 YCrCb to RGB 8:8:8. Hardware destination color and chroma-key support (hardware occlusion). Video format support

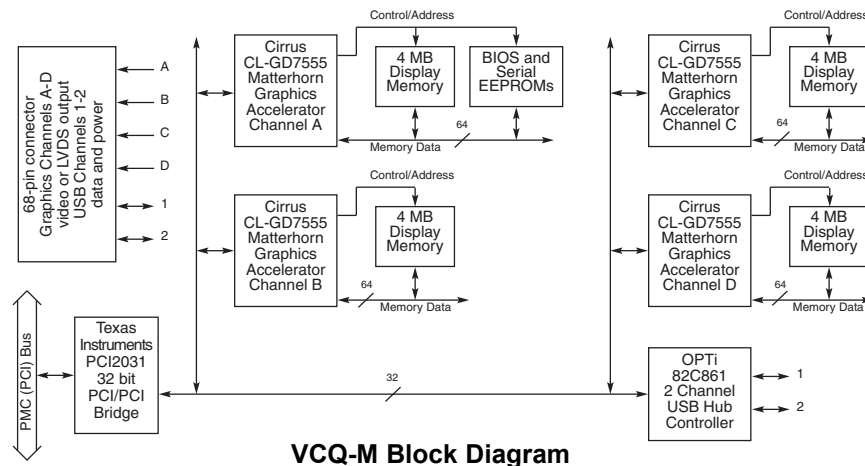
for 24 and 16-bpp RGB and 4:2:2 YCrCb. The RAMDAC has a 64 x 64 x 2 bitmap cursor. A color key can be used to switch the CLUT from passing the RGB components straight through to sampling the pixel to the color map, thus providing a mapped overlay value. Scroll on single line (smooth scroll) and pan anywhere on 8 pixel boundaries are supported.

The 7555 supports analog displays on 5 Wire (RGBHV) output up to 1280 x 1024 x 24 bpp (packed-pixel). Composite sync on green is not supported. Digital output is not currently supported.

Power-management capabilities provide Suspend, Standby, and power-down control of select unused internal functional blocks. DDC-2B lines control the monitor.

A 2 Port USB1.1 Hub Controller enables the VCQ-M to support a variety of peripherals. It uses a bus-mastering OPTi FireLink 82C861 USB hub controller. Output is differential data/clock and switched 5V.

VCQ-M devices are accessed by PMC/PCI bus through a 33 MHz TI PCI2031 Transparent **PCI-PCI Bridge** which supports extended burst cycles and automatic bus retry for high data transfer rates.



SDL Overview

The Standard Drawing Library, SDL, is a scaleable C graphics library designed for use with real-time and non-real-time operating systems. SDL is small, compact, ROMable, and offers device independent graphics functions for board level and embedded systems applications.

SDL is easy to use and provides a complete set of graphics primitives. These graphics primitives can be extended by adding utility functions for specialized graphics tasks.

SDL is written in ANSI C and is supplied in library format, which means that its target code size can be controlled by limiting the number of functions used in a given application. SDL has been designed to run on any CPU and operating system that uses linear addressing and that is supported by an ANSI C compiler and linker.

SDL Feature Summary

- Written in ANSI C - Full Featured and Easy to Use
- Scaleable, ROMable, and Minimal RAM usage
- Solid (thin and wide) and Dashed Lines and Rectangles
- Circles, Ellipses, and Arcs
- Filled Circles, Chords, Sectors, and Polygons
- Solid and Pattern Fills
- Pixel Processing
- Proportional and Fixed Width Fonts
- Clipping Rectangle and Logical Origin
- Screen to Screen and Host to Screen Image Copy
- Mouse and Keyboard Support
- Video Capture Extensions

VCQ-M Product Specifications

Graphics Controllers	Four Cirrus Logic CL-GD7555 Matterhorn
Maximum Dot Clock	135 MHz
Horizontal Scan Rates	31.5 to 115 KHz
Display Resolution	1280 x 1024 (max.)
Display Colors	16.7 Million @ 24-bpp, 256 @ 8-bpp
Memory Configuration	
Display memory	4MB EDO DRAM
Serial EEPROM	2KB
Analog Monitor Support	Multi-frequency (VGA type) monitors
Flatpanel Support	Analog with VGA compatible interface
Two Port USB Hub Controller	Bus-mastering OPTi FireLink 82C861 USB 1.1 hub controller. Output is differential data/clock and switched 5V
PCI-PCI Bridge	33 MHz TI PCI2031 Transparent PCI-PCI Bridge. Supports extended burst cycles and automatic bus retry.
PMC Bus Compatibility	IEEE P1386.1 and PCI 2.1 compliant. Universal PCI Bus signaling (5V and 3.3V). 32-bit (J1 only).
PMC (PCI) Interrupts and IDSELS	7555 (Ch A) INTA, IDSEL = PCIAD16 7555 (Ch B) INTB, IDSEL = PCIAD17 7555 (Ch C) INTC, IDSEL = PCIAD18 7555 (Ch D) INTD, IDSEL = PCIAD19 USB: INTA, IDSEL = PCIAD20
PCI Subsystem Vendor ID	0x10F0
PCI Subsystem Device ID	0x00B4 (VCQ-M Identifier)
Front Panel Connections	68-pin 3M N10268-52E2VC Mini-D ribbon connector.
MVU-6/3 Adapter cable	
Video Outputs	Four each Red, Green, Blue, and TTL level DDC, vertical, and horizontal sync on a VGA connector.
USB I/O	Two standard USB Type A connectors.
Multiple Display Support	Multiple VCQ-M boards may be added to a single system.
Power-management capabilities	Provides Suspend, Standby, and power down control of select unused 7555 functions. DDC-2B lines control the monitor.
VCQ-M Maintenance Features	Red, Amber, and Green LEDs can be used for diagnostics by customer software. The 7555 can report valid monitor connections.
Software Support	Windows NT/2K Linux/XFree86 and Solaris SunX DDX Standard Drawing Library (SDL) for Linux and VxWorks Rastergraf provides both VGA BIOS and FCode firmware options for the VCQ-M.
Environment	
Operating temperature	0°C to +60°C
Storage temperature	-55°C to +85°C
Humidity	10% - 90% non-condensing
Power Requirements	+5V ±5%, 1.5A, typical
Dimensions	IEEE 1386 PMC, 149mm x 74mm

Display Resolutions

Resolution	Vertical Scan Rate			
	Windows and RTOS		Solaris	
	Format	Frequency	Index	Frequency
640 x 480	VGA	60 Hz 75 Hz	8 9	60 Hz 75 Hz
800 x 600	SVGA	60 Hz 75 Hz	6 7	60 Hz 75 Hz
1024 x 768	UVGA	60 Hz 75 Hz	0 1	60 Hz 75 Hz
1152 x 864	Sun	60 Hz 75 Hz	2 [default] 3	60 Hz 75 Hz
1280 x 1024	SXGA	60 Hz	4	60 Hz

Ordering Information

VCQ-M

4 Cirrus Logic CL-GD7555 Graphics Accelerators, 4 MB EDO DRAM (x4), hardware pan, scroll, and zoom, 2-bit cursor and analog (RGBHV) output, and dual channel USB Hub controller. Includes VGA BIOS.

VCQ-M/F

As above but with FCode BIOS

MVU-6/3

68-pin MDSM to 4 x VGA and 2 x USB "Type A" breakout cable

Software:

DDX/SO/Rx.x

DDX drivers for Solaris 2.6, 7 and 8.

SDL/R3.6

Standard Drawing Library (SDL): C-callable graphics library for VxWorks for PowerPC and Linux for x86.

Note: Version number may change as enhancements and improvements occur.

www.rastergraf.com

Rastergraf, Inc.

1804-P SE First Street
Redmond, Oregon 97756
tel: +1 (541) 923-5530
fax: +1 (541) 923-6475
email: sales@rastergraf.com

Rastergraf

Important Notices:

Trademarks are property of their respective owners.

The VCQ-M is manufactured and sold under license from Curtiss-Wright Controls Embedded Computing. Contact Rastergraf, Inc. for additional information.